

HELP playing KY PSC Video Files.

These video links contain “wmv” files and should open automatically within Windows Media Player.

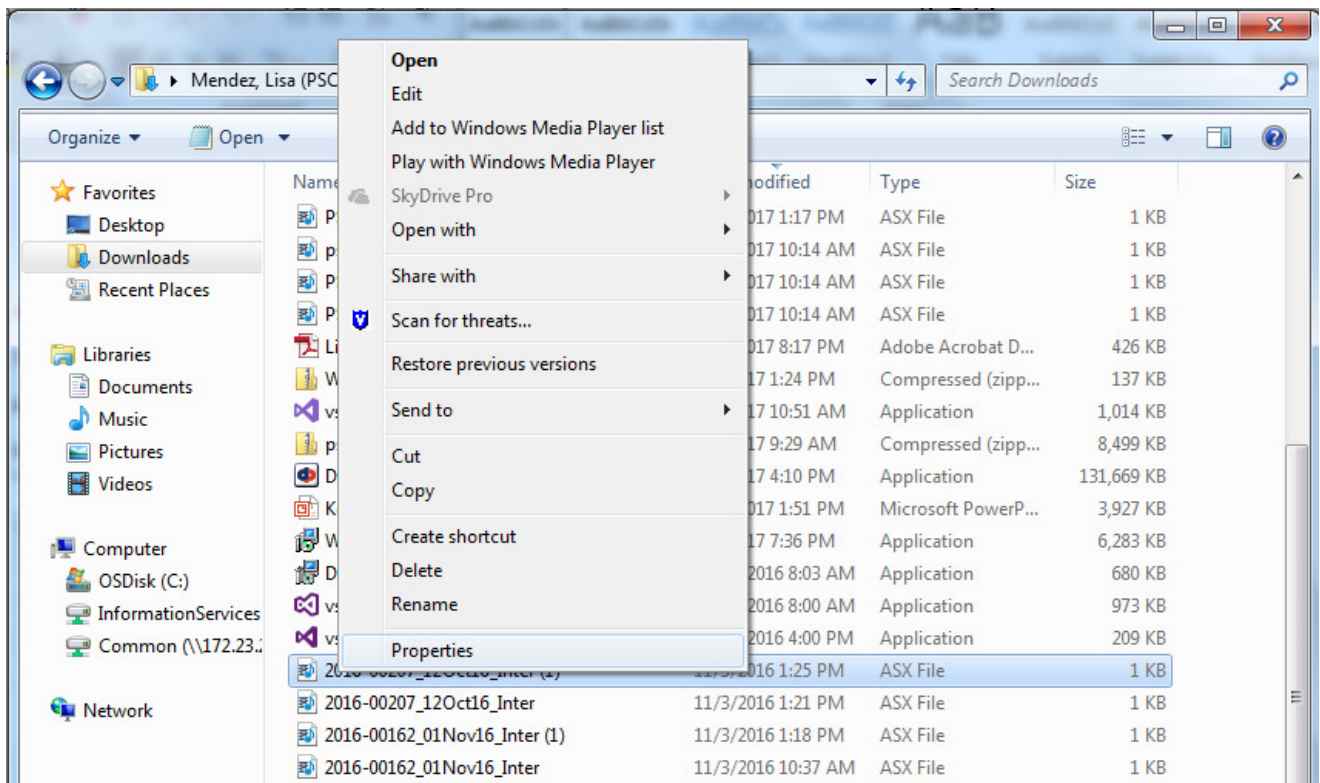
Another known compatible player is “VLC”

IF you have media player and the file does not open automatically; but it instead downloads a small “.asx” file.

Locate the file in your downloads folder.

Right click on that file and a PopUp Menu should appear.

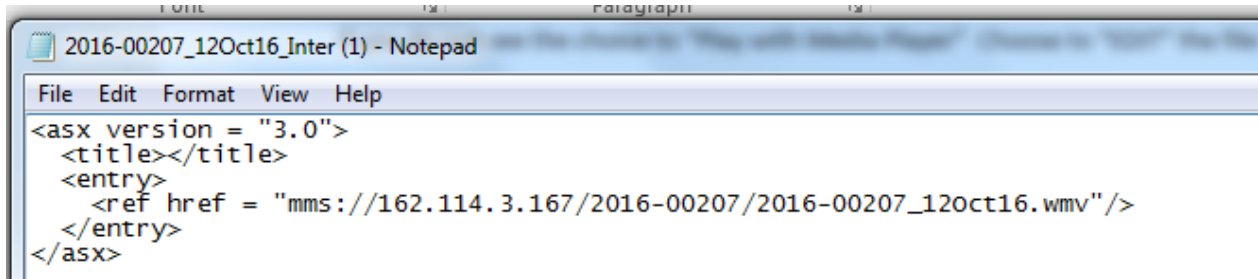
Choose: **Play with Windows Media Player**



If you do not see the choice to “Play with Media Player”

While on the right click menu Choose to “EDIT” the file in Notepad.

Within this file notice the line with the “wmv” file. Copy and paste from “mms: all the way through to “.wmv”

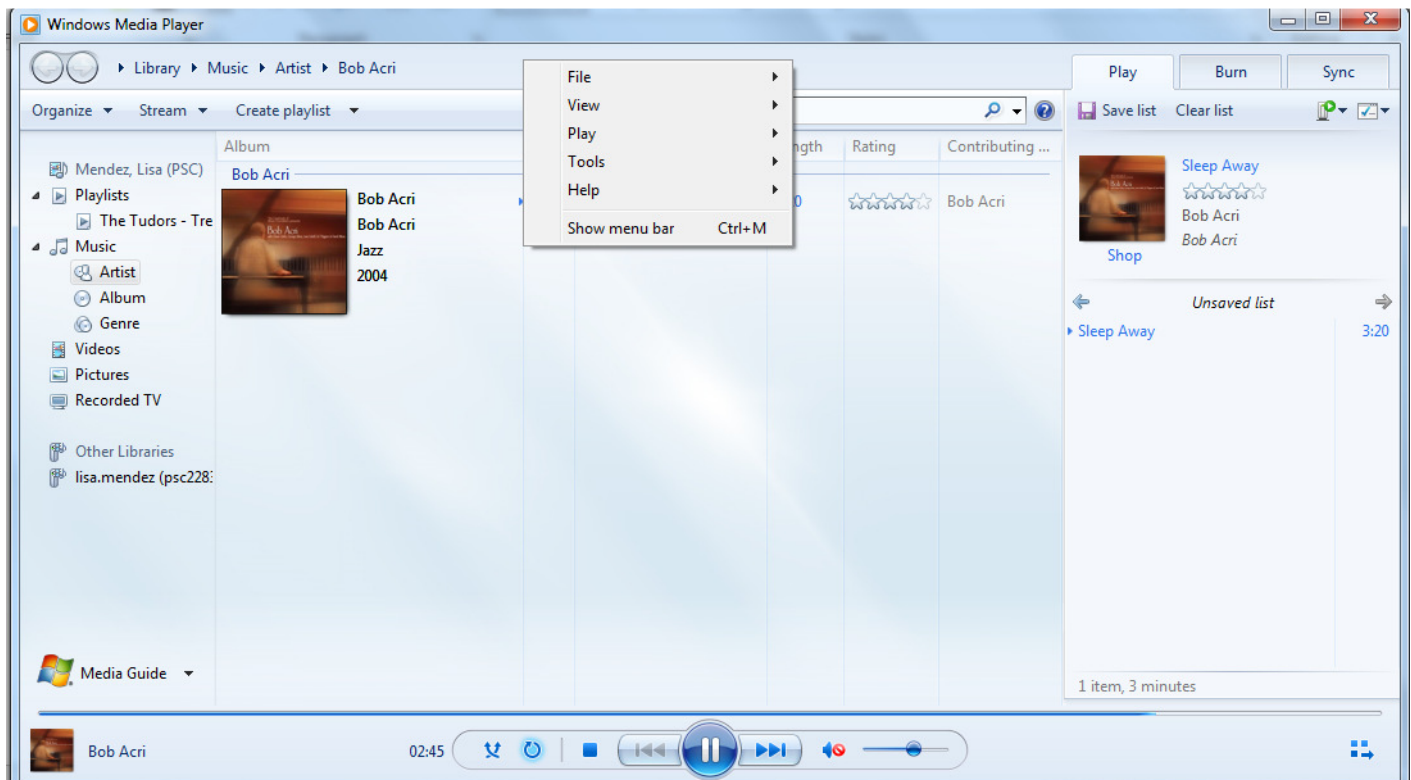


```
2016-00207_12Oct16_Inter (1) - Notepad
File Edit Format View Help
<asx version = "3.0">
  <title></title>
  <entry>
    <ref href = "mms://162.114.3.167/2016-00207/2016-00207_12Oct16.wmv"/>
  </entry>
</asx>
```

```
<asx version = "3.0">
  <title></title>
  <entry>
    <ref href = "mms://162.114.3.167/2016-00207/2016-00207_12Oct16.wmv"/>
  </entry>
</asx>
```

Open Windows Media Player.

Right click near the top



Choose "FILE"

Choose "Open URL"

Paste in the direct link to the "wmv" file which you had just copied.

